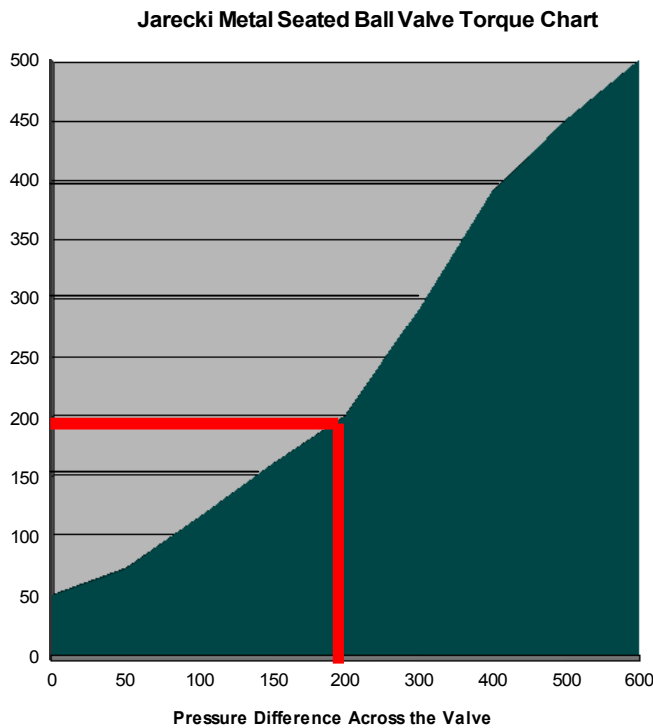




JARECKI METAL SEATED BALL VALVES TORQUE CHARTS



At 200 psi

*The test using
O-Ring style
seats gives me*

Torque value =

200ft-lbs

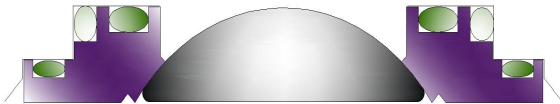
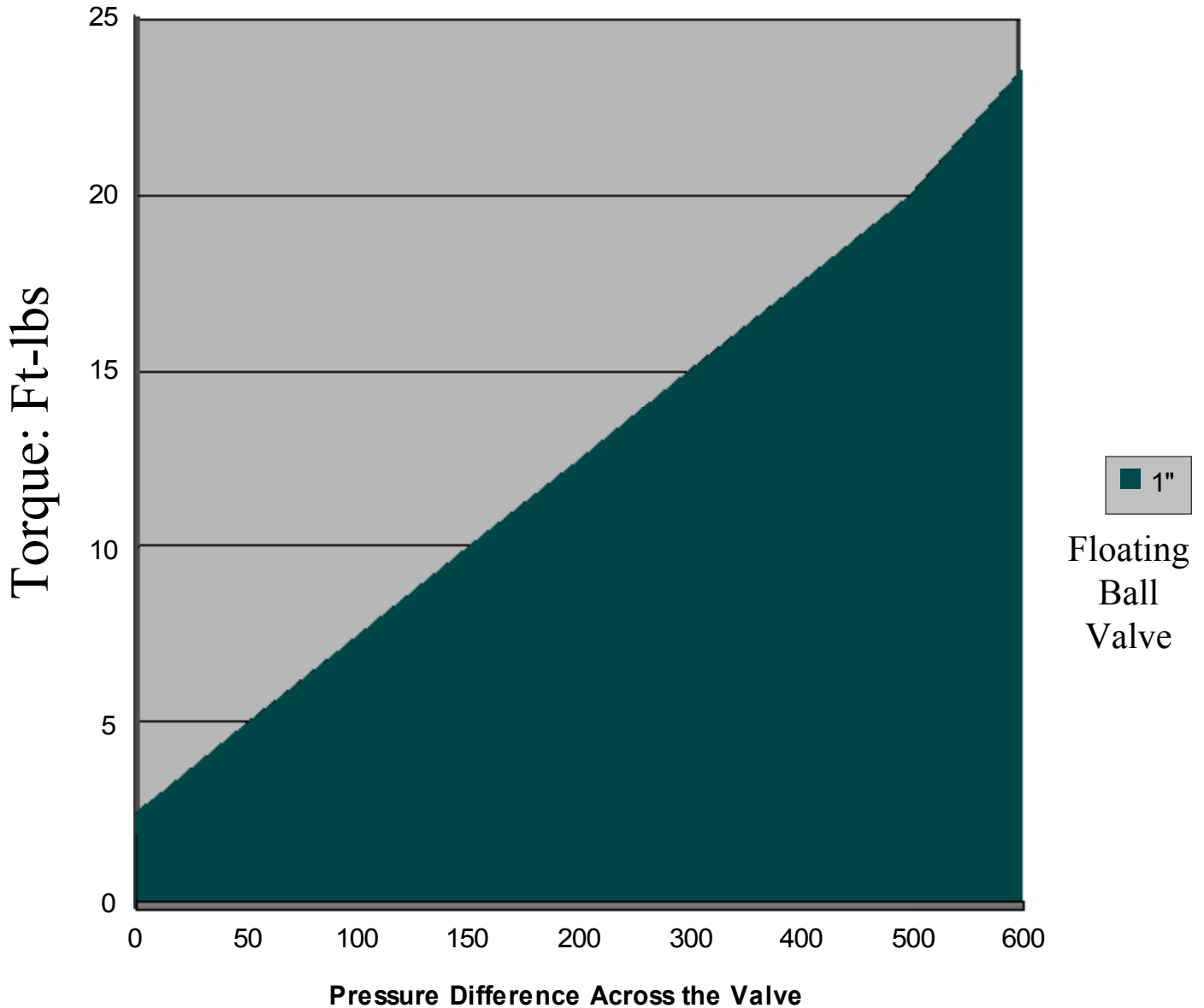
*To account for
Graphoil seats I
add 40%*

*200 * 1,4 =*

280 ft-lbs

For torque information on different sizes and pressures, please consult the factory.

Jarecki Metal Seated Ball Valve Torque Chart



O-Ring Style Jarecki Metal Seats

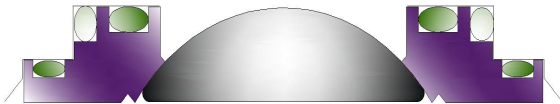
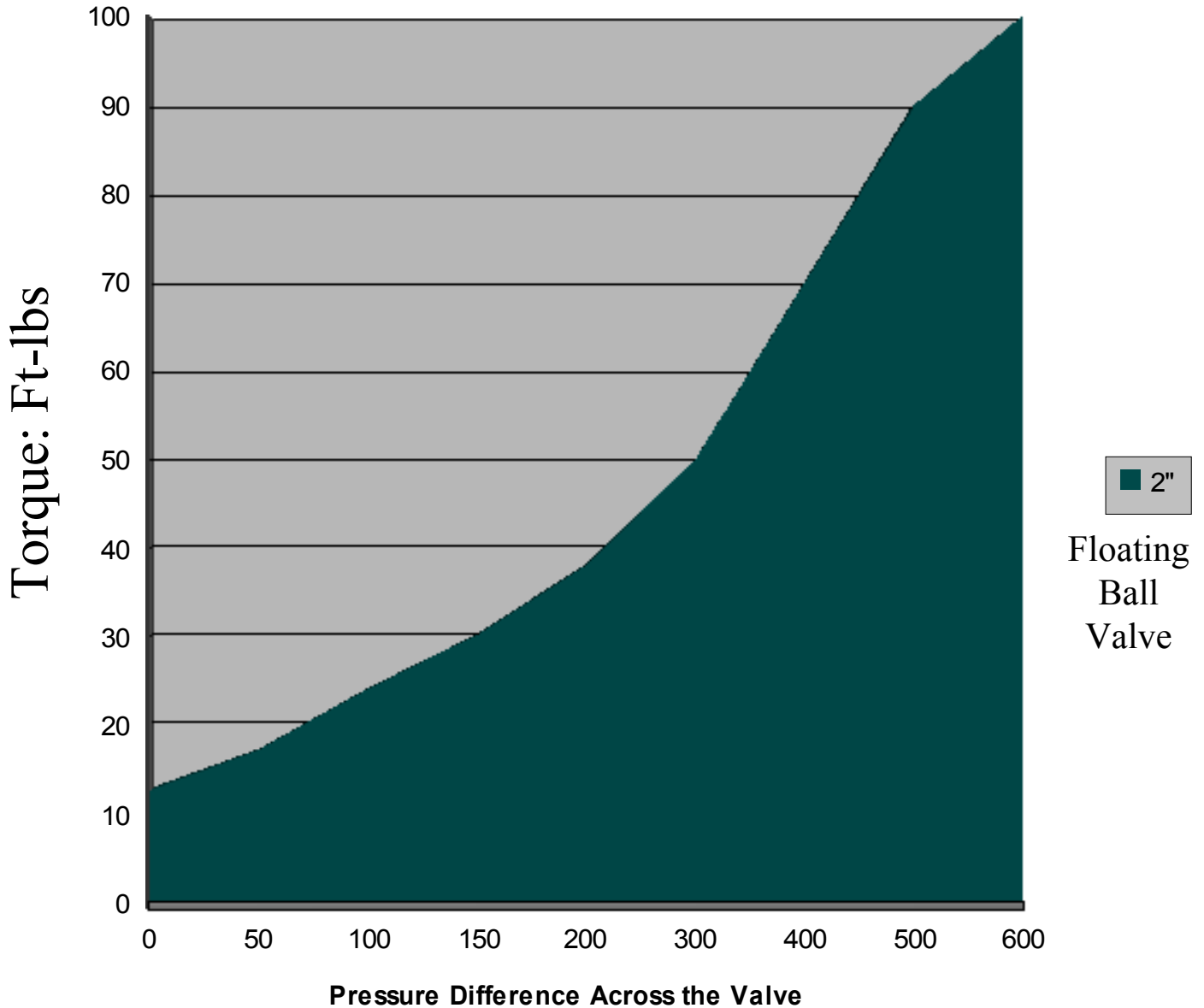
The testing for these figures was done using O-Ring Style Jarecki Metal Seated Ball Valves, and should not be used for determining the torque of Graphoil Style Jarecki Metal Seated Ball Valves. The fluid passing through the valve was clean water. These figures do include a safety factor. An additional safety factor should be added in applications which are more viscous or abrasive than water.



Graphoil Style Jarecki Metal Seats

To determine torque data for Graphoil Style Jarecki Metal Seated Ball Valves, add 40% to the torque figures in the charts. If the fluid passing through the valve is more viscous or abrasive than water, add the additional safety factor to the figures from the charts, and then add 40% to this number.

Jarecki Metal Seated Ball Valve Torque Chart



O-Ring Style Jarecki Metal Seats

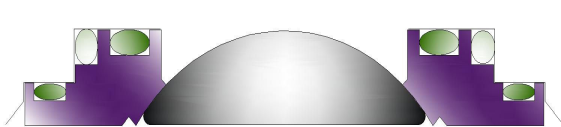
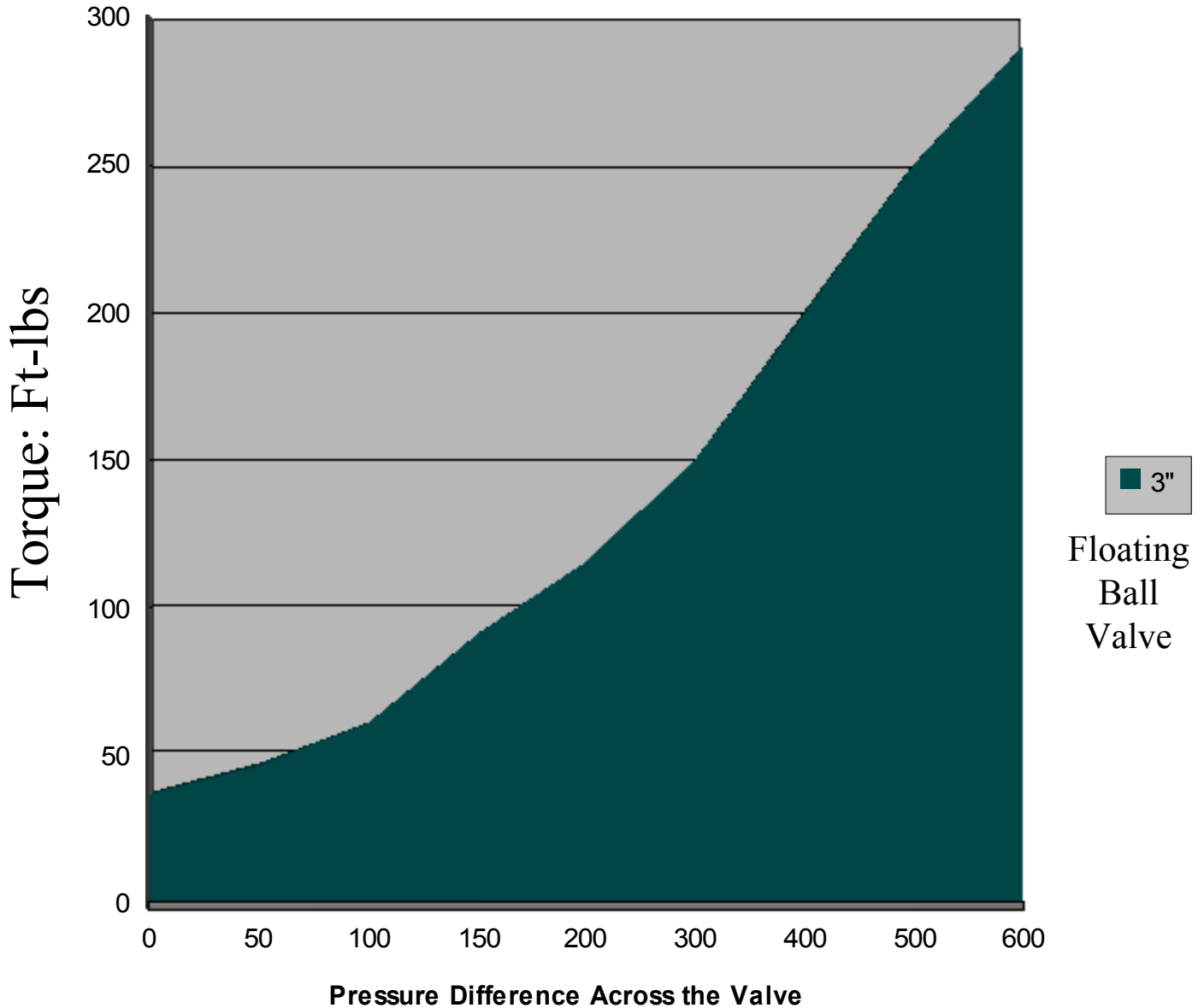
The testing for these figures was done using O-Ring Style Jarecki Metal Seated Ball Valves, and should not be used for determining the torque of Graphoil Style Jarecki Metal Seated Ball Valves. The fluid passing through the valve was clean water. These figures do include a safety factor. An additional safety factor should be added in applications which are more viscous or abrasive than water.



Graphoil Style Jarecki Metal Seats

To determine torque data for Graphoil Style Jarecki Metal Seated Ball Valves, add 40% to the torque figures in the charts. If the fluid passing through the valve is more viscous or abrasive than water, add the additional safety factor to the figures from the charts, and then add 40% to this number.

Jarecki Metal Seated Ball Valve Torque Chart



O-Ring Style Jarecki Metal Seats

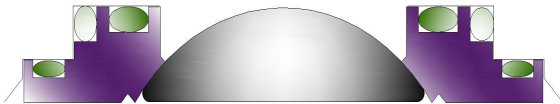
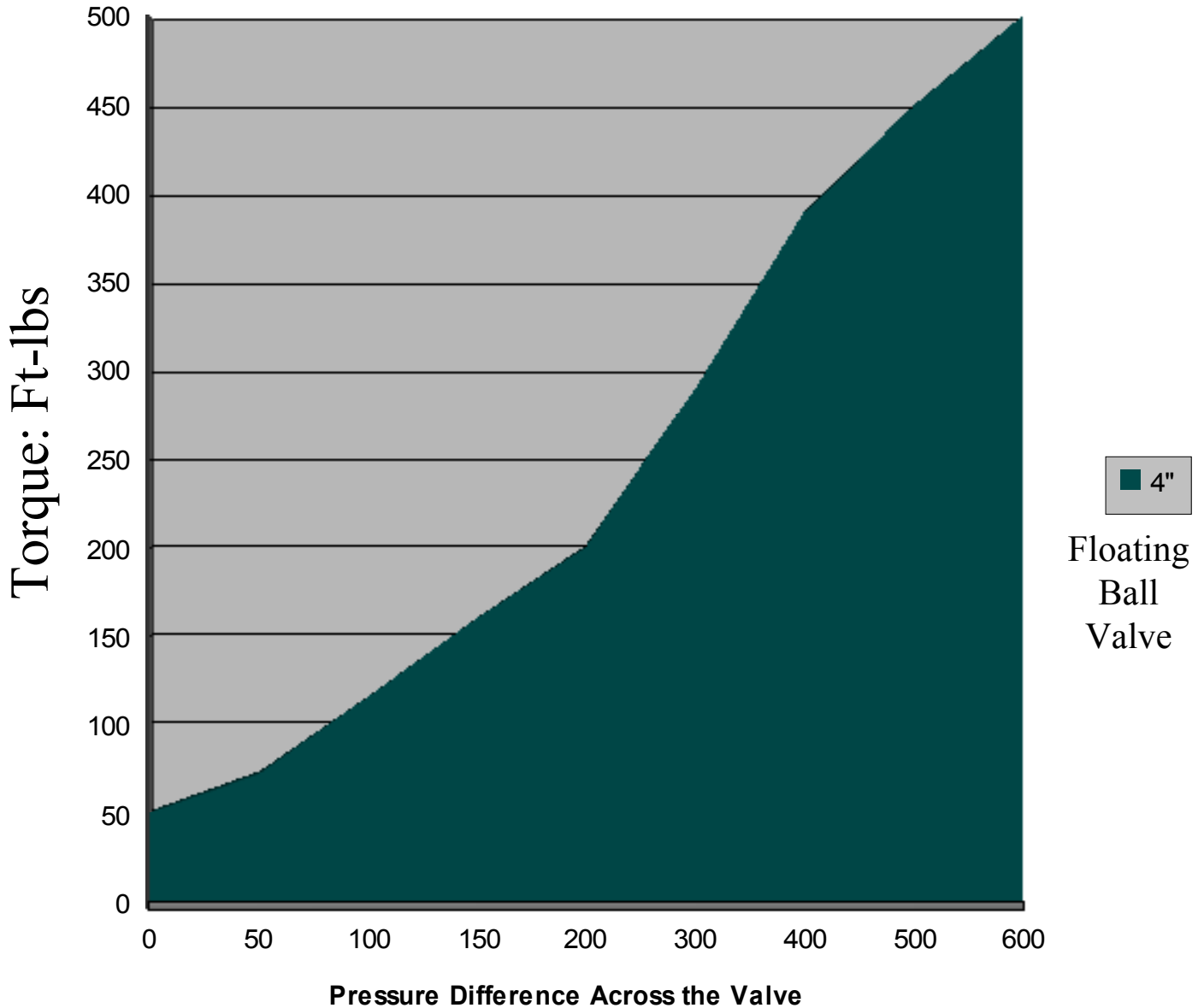
The testing for these figures was done using O-Ring Style Jarecki Metal Seated Ball Valves, and should not be used for determining the torque of Graphoil Style Jarecki Metal Seated Ball Valves. The fluid passing through the valve was clean water. These figures do include a safety factor. An additional safety factor should be added in applications which are more viscous or abrasive than water.



Graphoil Style Jarecki Metal Seats

To determine torque data for Graphoil Style Jarecki Metal Seated Ball Valves, add 40% to the torque figures in the charts. If the fluid passing through the valve is more viscous or abrasive than water, add the additional safety factor to the figures from the charts, and then add 40% to this number.

Jarecki Metal Seated Ball Valve Torque Chart



O-Ring Style Jarecki Metal Seats

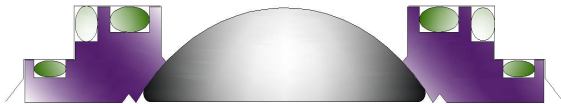
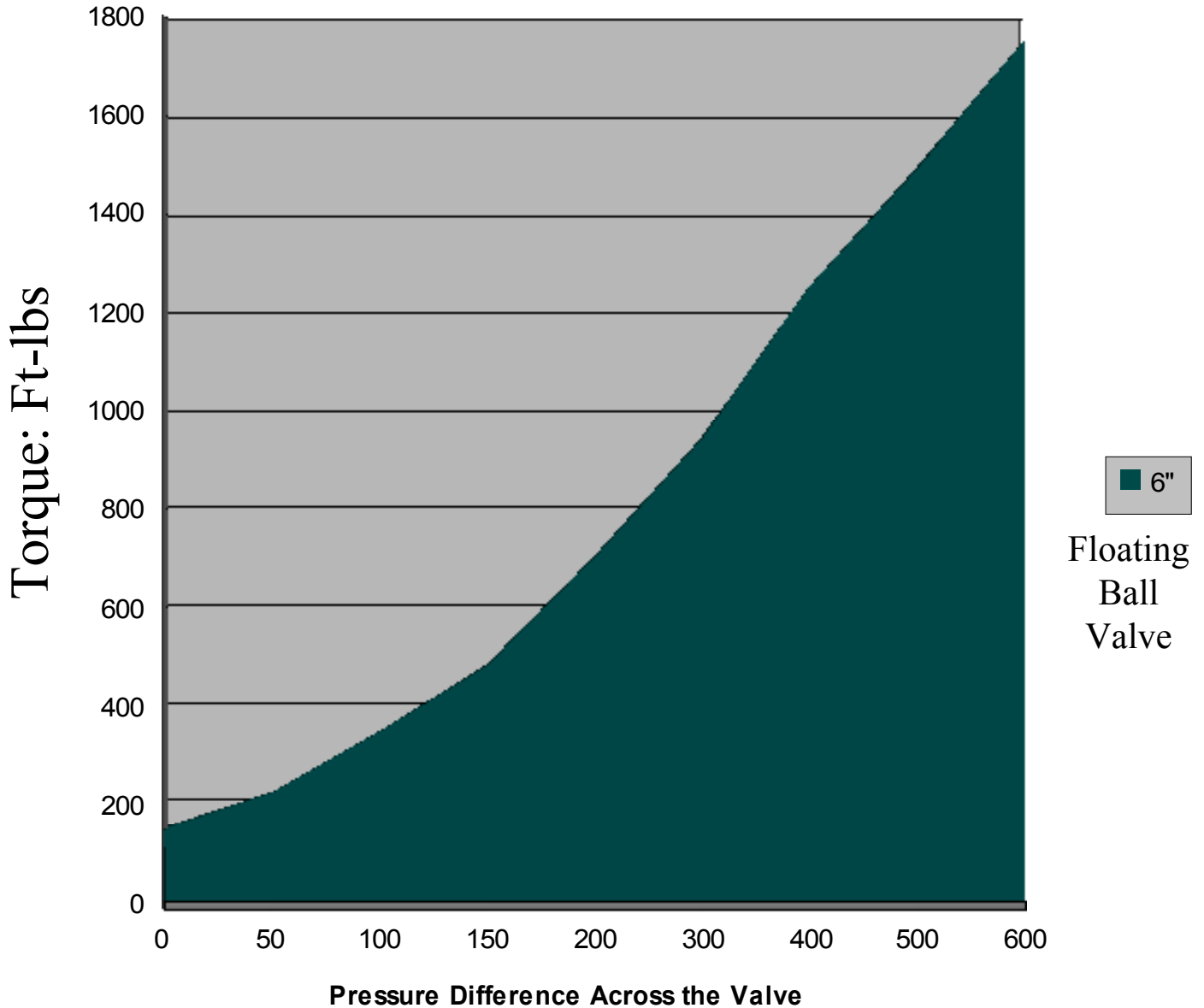
The testing for these figures was done using O-Ring Style Jarecki Metal Seated Ball Valves, and should not be used for determining the torque of Graphoil Style Jarecki Metal Seated Ball Valves. The fluid passing through the valve was clean water. These figures do include a safety factor. An additional safety factor should be added in applications which are more viscous or abrasive than water.



Graphoil Style Jarecki Metal Seats

To determine torque data for Graphoil Style Jarecki Metal Seated Ball Valves, add 40% to the torque figures in the charts. If the fluid passing through the valve is more viscous or abrasive than water, add the additional safety factor to the figures from the charts, and then add 40% to this number.

Jarecki Metal Seated Ball Valve Torque Chart



O-Ring Style Jarecki Metal Seats

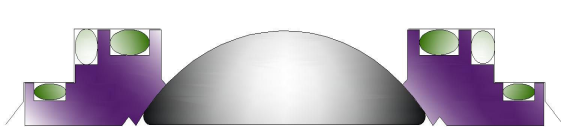
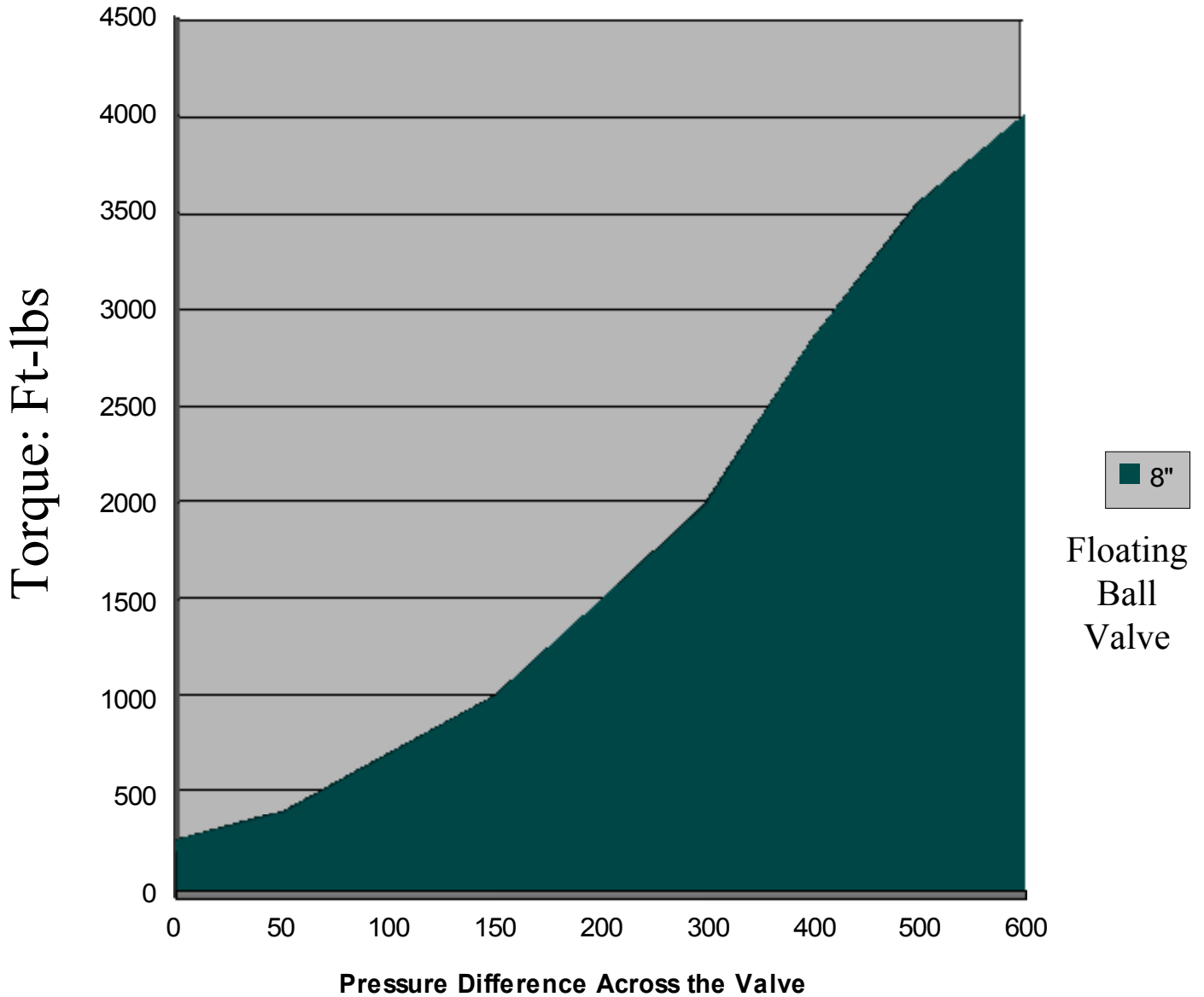
The testing for these figures was done using O-Ring Style Jarecki Metal Seated Ball Valves, and should not be used for determining the torque of Graphoil Style Jarecki Metal Seated Ball Valves. The fluid passing through the valve was clean water. These figures do include a safety factor. An additional safety factor should be added in applications which are more viscous or abrasive than water.



Graphoil Style Jarecki Metal Seats

To determine torque data for Graphoil Style Jarecki Metal Seated Ball Valves, add 40% to the torque figures in the charts. If the fluid passing through the valve is more viscous or abrasive than water, add the additional safety factor to the figures from the charts, and then add 40% to this number.

Jarecki Metal Seated Ball Valve Torque Chart



O-Ring Style Jarecki Metal Seats

The testing for these figures was done using O-Ring Style Jarecki Metal Seated Ball Valves, and should not be used for determining the torque of Graphoil Style Jarecki Metal Seated Ball Valves. The fluid passing through the valve was clean water. These figures do include a safety factor. An additional safety factor should be added in applications which are more viscous or abrasive than water.



Graphoil Style Jarecki Metal Seats

To determine torque data for Graphoil Style Jarecki Metal Seated Ball Valves, add 40% to the torque figures in the charts. If the fluid passing through the valve is more viscous or abrasive than water, add the additional safety factor to the figures from the charts, and then add 40% to this number.